

WINDOW WORLD



Welcome

WELCOME TO THE WINDOW WORLD FAMILY.



Window World Tops National Remodeling Rankings.

Our Story.

It all began in 1995 with the unique vision and energetic passion of one man with a dream – to develop a home improvement company with a moral compass like no other.

He would offer only the finest quality products with distinction and integrity – and do so at the lowest possible price. Quite simply, the best for less.

He set out to break the mold and change the remodeling industry. And did he ever.

Today, we are America's Largest Replacement Window and Exterior Remodeling Company. We are proud to offer beautiful, world-class products from industry-leading manufacturers of windows, siding and other professional-grade exterior building products. Our manufacturing partners demonstrate a proven record for superior craftsmanship, enduring quality, and genuine value. Our combined professionalism and expertise are further assurance that Window World is an excellent selection for your home.

We also take pride in our companywide commitment to customer happiness. From start to finish, our knowledgeable and friendly teams provide you with the exceptional customer care and attention to detail you can expect from the Window World brand.



Window World Named Number One Replacement Window and Exterior Remodeling Company.

Window World has been ranked number one replacement contractor nationwide in *Remodeling* magazine's "Remodeling 550" and the largest exterior remodeling company in *Qualified Remodeler's* "Exterior Top 200."

Our Promise.

We do our best on every job, every day, because at Window World we trust that a great job today will bring referrals from family, friends, and neighbors tomorrow.

Our promise to you is straightforward: Superior Products, Professionally Installed, at a Guaranteed Low Price – *Simply the Best for Less.*®
Welcome to Window World.



Tammy Whitworth
CEO, Window World

AMERICA'S LARGEST REPLACEMENT WINDOW AND EXTERIOR REMODELING COMPANY

Window World



America's Largest Replacement Window and Exterior Remodeling Company.

It's not just a motto – it's a fact. Ask the industry's trusted trade publications *Qualified Remodeler* and *Remodeling* magazine. They've rated Window World at the top. *What does this mean to you?* It means you benefit from our powerful nationwide network of over 200 locations. It means you can always count on us and our promise. It means we bring quality, value and honesty to homeowners nationwide – and that you become part of our satisfied homeowner family.

Ultimately, it means you benefit from our world of premium replacement products that beautify your home while boosting energy efficiency, performance and home value.

ENERGY STAR® Retail Partner.

Make no mistake about it – the ENERGY STAR® label on qualifying Window World products means you can rest assured they meet stringent guidelines for energy efficiency. Perhaps most noteworthy is that Window World is a true ENERGY STAR Retail Partner!

Good Housekeeping Seal.

Want more proof of Window World quality? Then take comfort and pride in knowing Window World Windows carry the prestigious Good Housekeeping Seal from the Good Housekeeping Institute. Only those products that pass the Institute's evaluation are eligible for the Good Housekeeping Seal. No small feat indeed, considering Good Housekeeping stands behind all Seal-bearing products with its own warranty!





Window World Cares®

Window World and its franchisees across the country understand the importance of giving back. We are blessed with our success and have always been proud to share with others in need. With this conviction in mind, Window World Cares, our philanthropic entity, was founded in 2008. Every day, at over 200 locations nationwide, we are working to make a difference in our communities.

Window World Cares' sole purpose is to support St. Jude Children's Research Hospital®. By aligning with St. Jude at both the national and local levels, we are fulfilling our late CEO Todd Whitworth's passion for giving back. Our foundation has raised more than \$7.5 million for children and families at St. Jude Children's Research Hospital. In 2010, Window World Cares was the proud recipient of St. Jude's "New Corporate Partner of the Year" award. This recognition is given annually to a new partner that demonstrates excellence and dedication in fundraising.

Window World, Inc. - A Passion for Veterans.

Window World, Inc.'s work with the Veterans Airlift Command allows us to help provide free air transportation to wounded veterans and their families. We support VAC's mission by providing both aircraft and pilots for medical and other compassionate purposes.

Quite simply, Window World is committed to helping others in need, and we humbly value your support in these efforts.

Event Sponsor.



Window World Cares, along with Window World, Inc. and its franchisees,

has participated in and sponsored a number of exciting opportunities in our drive to lend a hand to our partner, St. Jude Children's Research Hospital. Most recently, we were involved in NASCAR racing, the John Rich & Friends Benefit Concert, a custom chopper designed and built by Orange County Choppers, the Centennial Indianapolis 500 "Stinger" concept car, and multiple local events.



IT'S EASY BEING GREEN

Window World

When It Comes to Your Home, It's Easier Than You Imagine to Go Green.

Perhaps when you think of green building, your mind travels to installing solar panels and building with products derived entirely from recycled materials. Actually, it's as simple as choosing a quality vinyl product, such as Window World Windows.

The U.S. Green Building Council (USGBC) established the Leadership in Energy and Environmental Design (LEED) Green Building Rating System to encourage and accelerate green building practices across the building industry. LEED for Homes is the nationally accepted benchmark for design and construction in the housing market.

According to LEED for Homes there are several criteria that make a home green: energy efficiency (the home uses less energy and natural resources), material selection, and an indoor environmental quality that is healthier and more comfortable to the occupants than would be found with traditional building products (i.e., less exposure to mold, mildew, and other indoor toxins, and reduces outside noise).

Window World Windows are the smart choice when considering green building practices because they meet the high standards and criteria set by LEED.

*Window World
makes being green
easier than you could
ever imagine.*



It's all part of Window World's commitment to being green while helping you create a home that will provide beauty and security for a lifetime of enjoyment.



With Window World, You'll Use Less Energy and Conserve Natural Resources.

According to the Vinyl Institute, the selection of vinyl windows over less energy-efficient window frames saves enough energy to meet the annual electricity needs of 20,000 single-family homes.

The multiple layer, low-emissivity (Low-E) glass used in the SolarZone Insulated Glass Package is substantially more energy-efficient than a clear insulated glass package. While it helps keep your home warmer in the winter and cooler in the summer, it also helps protect the environment by reducing the consumption of fossil fuels.

Less Waste, More Product.

Vinyl can be reprocessed and reused repeatedly, so scrap from our manufacturing process can be recycled into other vinyl products, helping keep the operation resource-efficient. The durability of uPVC also creates an environmental advantage. The longer a product lasts, the less energy, and other resources must be utilized to make replacement products.

A Green Home is a Healthier Home.

The warm-edge spacer systems available in Window World Windows are more efficient than standard metal spacers, keeping the edge of the insulated glass unit warmer.

Be eco-friendly. Choose Vinyl.

Vinyl windows are recognized as an environmentally preferable product. Here are a few reasons why:

- The leading component in the production of vinyl is common salt, an inert natural resource. More than half of vinyl's PVC resin is derived from salt, a sustainable resource.
- Vinyl window products generally weigh less than other substrate window products, requiring less energy consumption during transportation.
- Information from the National Association of Home Builders (NAHB) indicates that vinyl windows should last a lifetime, reducing the necessity for window replacement, and the need for new materials it entails.

Source: Vinyl Institute.

TOP 15 REASONS YOU SHOULD CHOOSE WINDOW WORLD

Window World

1. America's Largest Replacement Window and Exterior Remodeling Company
2. Over 1,000,000 Satisfied Customers Nationwide
3. Over 15,000,000 Windows Sold
4. Locally Owned and Operated
5. Licensed, Insured and Lead-Safe Certified
6. Industry's Strongest Lifetime Limited Warranty*
7. National Service Network
8. ENERGY STAR® Retail Partner
9. Good Housekeeping Seal
10. Leading Edge, High-Performance Products
11. Clearly Itemized Guaranteed Low Price
12. AAMA and NFRC Certified
13. Made in the USA
14. Window World® Supports the Veterans Airlift Command
15. Window World Cares® Supports St. Jude Children's Research Hospital®

*See printed warranty for complete details.



Seal applies to windows only



© 2015 Window World, Inc. WW-300.1



REPAIR LABOR GUARANTEE

Subject to the limitations and exclusions below, if a window installed by a Window World franchise (“Window”) or a sliding patio door installed by a Window World franchise (“Door”) develops an issue that is covered by the product’s manufacturer under the manufacturer’s product warranty (“Manufacturer Warranty”), Window World, Inc. (“WWI”) promises to provide the labor necessary to repair or replace the Window or Door (“Repair Labor”), free of charge, for 2 to 5 years after installation. This Repair Labor Guarantee is effective once final payment is received for the applicable Window or Door.

Limitations and Exclusions

1. For any Window Series less than 3000, WWI, whether directly or through its designee, will provide the Repair Labor, at no cost, only if the Window is fully covered by the Manufacturer Warranty, and only if the Window issue is reported to the local Window World franchise within the first 2 years after the Window is originally installed.
2. For any Window Series 3000 or more, WWI, whether directly or through its designee, will provide the Repair Labor, at no cost, only if the Window is fully covered by the Manufacturer Warranty, and only if the Window issue is reported to the local Window World franchise within the first 5 years after the Window is originally installed.
3. For all Window World Sliding Patio Doors, WWI, whether directly or through its designee, will provide the Repair Labor, at no cost, only if the Door is fully covered by the Manufacturer Warranty, and only if the Door issue is reported to the local Window World franchise within the first 5 years after the Door is originally installed.
4. Routine maintenance, including caulking, is the purchaser’s responsibility, and not covered under the Window World Repair Labor Guarantee.

This Window World Repair Labor Guarantee applies only to the original purchaser (“Purchaser”) of the Window or Door and cannot be transferred to any other person or party. WWI will not provide Repair Labor, free of charge, for any Window or Door not covered by the Manufacturer Warranty.

DISCLAIMERS

WWI is not the manufacturer of the Windows or Doors and the only warranties offered are those offered by the manufacturer, not WWI, franchisees or its affiliates. Warranty remedies offered by the product manufacturer are the Purchaser’s exclusive remedies. **WWI, FRANCHISEES OR ITS AFFILIATES, TO THE MAXIMUM EXTENT PERMITTED BY LAW, HEREBY EXPRESSLY DISCLAIM ALL WARRANTIES EITHER EXPRESSED OR IMPLIED, RELATED TO THE MANUFACTURER’S PRODUCTS, INCLUDING, BUT NOT LIMITED TO, ANY WARRANTY OF TITLE, ACCURACY, MERCHANTABILITY OR FITNESS FOR A PARTICULAR PURPOSE. THE DISCLAIMER CONTAINED IN THIS PARAGRAPH DOES NOT AFFECT THE TERMS OF ANY MANUFACTURER’S WARRANTY.** The Purchaser, its heirs, and assigns expressly waive any claim that they may have against WWI, franchisees or its affiliates based on the applicable manufacturer’s liability with respect to any Window manufactured by the manufacturer and also waives any right to indemnification from WWI, franchisees or its affiliates against any such claim made against the Purchaser (or its heirs or assigns) by another party.

MANUFACTURERS' PRODUCT WARRANTY OVERVIEW

Subject to limitations and exclusions as exemplified below, manufacturers of a Window World branded window ("Window") or a sliding patio door ("Door") warrant to the original purchaser/property owner ("Owner") and, if any, Owner's immediate transferee, excluding all other subsequent transferees, that any window or sliding patio door ("Warranted Product(s)") shall be free from defects in material and workmanship for as long as the Owner or Owner's immediate transferee resides in the home in which the Warranted Product(s) are installed. See printed Window World manufacturers' product warranties for complete details.

Vinyl Parts - Under normal use, the vinyl components of the Warranted Product(s) will not blister, peel, rot, or corrode.

Mechanical Parts - Are warranted to be free from manufactured defects in material and workmanship. Replacements for any defective mechanical parts will be supplied at no charge. *See manufacturer's warranty for a complete listing of mechanical parts covered.

Insulated Glass Unit - The sealed insulated glass unit is warranted against defects resulting in material obstruction of vision from film formation caused by dust or moisture in the dead air space of the unit for the life of the Warranted Product(s). If the glass unit fails, the manufacturer will provide a replacement insulated glass unit or sash at no charge.

Glass Breakage Warranty - *See manufacturer's warranty for availability and exclusions.

Window World Repair Labor Guarantee - *See reverse side of this overview for details.

Transferable Provisions - Manufacturer's lifetime limited warranty may be transferred once by the original purchaser to a subsequent owner within 30-days of the property transfer date. *See manufacturer's warranty for complete details.

EXAMPLES OF GENERAL LIMITATIONS AND EXCLUSIONS

1. Impact windows and sliding patio doors are excluded.
2. Entry door systems and storm doors are covered by a separate manufacturer's warranty.
3. Damage from Acts of God (hurricanes, tornadoes, flood, etc.) Acts of war, riots, vandalism, fire, and stress resulting from localized heat or modifications are not covered by the manufacturer's warranty.
4. Color variance between replacement parts and weathered original material is not covered.
5. **Caulking** - Caulking maintenance is the responsibility of the homeowner. It is not considered part of the product(s) and is not covered by the manufacturer(s) warranty.
6. **Condensation** - On windows and patio doors, condensation may occur as the natural result of humidity within a home or changes in interior/exterior temperatures. It does not indicate a product defect. Frost or freezing from condensation on the windows or patio doors are excluded as well.

DISCLAIMERS

Window World manufacturers' product warranties give specific legal rights, and you may also have other rights which vary from state to state. Manufacturer's warranty coverage requires project completion and final payment of any outstanding balances due.

COMPLIANT WITH “MADE IN USA” STANDARDS

WINDOW WORLD
WINDOW AND SIDING PRODUCTS

Exceptional Quality



“Made in USA” is a pledge of quality and pride, and at Window World we deliver on that pledge. Our windows, siding and trim products are manufactured in AMI plants firmly rooted on U.S. soil, employing thousands of Americans nationwide.

According to the Federal Trade Commission (FTC), “Made in USA” qualifying criteria is defined as:

- All or virtually all of the product is made in the U.S.
- All significant parts, processing and labor that goes into the product must be of U.S. origin

AMI U.S. Manufacturing Locations



When you choose Window World windows and siding, you can be assured you're not only buying American, but also buying premium products engineered to provide exceptional beauty, performance and energy efficiency.

We proudly support the standards of our country because it is the right thing to do. This unwavering belief provides a clear path to giving your family the peace of mind that you are supporting products “Made in USA.”

*Window
World*

WW of ANYTOWN
WINDOW WORLD LANE
USA

The following families of Window World window and siding products meet the qualifying requirements of the FTC “Made in USA” standards:

WINDOWS

6000 Series
4000 Series
3000 Series
2500 Series
2000 Series
1000 Series
0522 Series
Model 0700
70 Series
6400 Series
6500 Series
Coastal Impact Windows
V100 New Construction
V200 New Construction
0100 New Construction
0301 New Construction
Casement and Awning Windows
Bay and Bow Windows
Specialty Shape Windows

SIDING

4000 Energy Plus Series
4000 Series
2000 Series
Reinforced Soffit

METALS

Performance G8
Gutter Coil
Rainware
Poly Trim Coil
PVC Trim Coil

Window World

Quality. Value. Trust.



Highest in **Customer Satisfaction**
with **Window** and **Patio Door** Retailers,
5 out of 7 Years.

Rated **#1** in Price! — 2019

For J.D. Power 2019 award information, visit jdpower.com/awards



remodeling

YOUR TOOLBOX FOR SUCCESS

h.w MAY/JUNE 2019 / remodelingmag.com

TOP FIRMS



550 Remodeling for the Category of Replacement Contractors

No.	Company Name	Location
1	Window World	North Wilkesboro, NC

CLIMBING HIGHER

Remodeling's 2019 list of the top firms crushing it throughout North America

By **CLAY DEKORNE** Illustration by **NEIL STEVENS**

Making it big in the remodeling world is no easy task. Granted, there is no simple way to quantify the vast number of ways industrious folk seek to earn a living around fixing and improving existing housing. Nevertheless, several statistical snapshots form a strong image of where our industry stands.

We are an industry dominated by small business: Around 70% of firms earn less than a million dollars; around 23% earn less than \$100,000. Compare those firms with the top earners: Somewhere around 10% to 12% of all companies bring home more than \$3 million dollars, and only a rarefied 2% earn more than \$10 million. That sets the stage for nothing less than “Wow” when you see the revenues of the firms on the next few pages.

More than 100 of the firms listed here in the full-service

and specialty/replacement categories earn more than \$10 million. That puts them in the top 2% of the industry as a whole. The complete list shines a light on firms earning more than \$100,000—a self-defining minimum entrance level—and celebrates those who earn in the top third of the industry.

It's not all about money, though. While success on this list is defined by remodeling revenues, we ask for a lot of other information on the application. That information, summarized in the following pages, reveals some of what is necessary to succeed. Remodelers aren't easily defined, however; they don't subscribe to any one, single association or governing body. Our industry is as independent as the vastly diverse population it serves. But that's exactly the beauty of the professionals whose success we celebrate here.

Posted with permissions from the May/June 2019 issue of *Remodeling*, Hanley Wood. Copyright 2019. All rights reserved.
For more information on the use of this content, contact [Wright's Media](#) at 877-652-5295.

**Window
World**

North Wilkesboro, NC 28659
1-800 NEXT WINDOW | 1-800-639-8946
www.WindowWorld.com

QUALITY, STYLE AND VALUE FOR YOUR HOME

WINDOW WORLD

2000 Series Double-Hung and Sliding
Replacement Windows



A longtime favorite, double-hung windows feature tilt-in top and bottom sashes for convenient cleaning from inside your home.

Advanced energy efficiency, lasting style and everyday affordability make Window World 2000 Series Windows an excellent choice for today's homes.

Performance-Engineered For Year-Round Comfort.

Quality craftsmanship merges with modern technology in Window World 2000 Series Windows. Expertly built for enduring beauty, performance and value, our 2000 Series will impart classic aesthetic appeal while providing outstanding thermal protection. Heavy-duty, fusion-welded mainframe and sashes, airtight insulating chambers, double-barrier fin seal weatherstripping and an insulated glass unit help prevent energy loss year-round, creating a comfortable, more balanced interior for your home.

WINDOW WORLD 2000 SERIES WINDOWS



Refined Technology and Design.

- Fusion-welded mainframe and sashes for increased strength and rigidity.
- Multi-chambered extrusions increase insulation and durability.
- Interlocking, composite-reinforced meeting rails provide added insulation and comfort.
- Insulated glass unit with warm-edge spacer reduces the transfer of heat.
- Double-barrier fin seal weatherstripping at sash sides helps block infiltration of air, dirt and noise.
- Sloped sill enhances beauty and promotes water runoff to prevent accumulation.
- Drop-in glazing provides extra protection from outdoor elements and inclement weather.
- Dual vent stops for controlled ventilation and airflow.
- Hidden screen track for a neat, clean finished look.
- Strong warranty protection for added peace of mind.*

Additional Window Features:

- Beveled exterior profile creates an attractive appearance.
- Fully extruded dual lift rails provide added stability and strength for smooth operation.
- Protective bulb seal improves thermal performance at the meeting rails.
- Constant force balance system ensures easy raising and lowering of the sashes (double-hung window).
- Sashes glide horizontally for easy opening and closing (sliding window).
- Both sashes lift out for convenient cleaning (sliding window).

Color Collection.


Window World 2000 Series Windows are offered in White and Beige to complement a variety of home styles and interiors.




Interior Grids.

Accentuate your windows with contoured grids in an elegant pattern. All grids are enclosed within the insulated glass unit for easy cleaning. A Perimeter grid pattern also is available.

Patterns



Profiles



Energy-Saving Glass Technology.

Window World Windows are already designed for superior thermal performance. By choosing one of our SolarZone™ Insulated Glass Packages* featuring Low-E glass, argon gas and a warm-edge spacer system, you can save on energy and cooling costs while keeping your home more comfortable, which also helps cut consumption of the fossil fuels that pollute our environment. Window World offers many ENERGY STAR® qualified glass packages. Ask your representative for more details.



North Wilkesboro, NC 28659
1-800 NEXT WINDOW | 1-800-639-8946
www.WindowWorld.com



MEET STRINGENT ENERGY STAR® REQUIREMENTS!

WINDOW WORLD®

4000 Series Double-Hung and Sliding Replacement Windows



4000 SERIES WINDOWS



Meeting
STRINGENT
ENERGY STAR
PERFORMANCE
REQUIREMENTS!



Featuring a beautifully refined silhouette and advanced energy-saving technology, our 4000 Series delivers exceptional style, strength, energy efficiency and value – everything today's homeowners are looking for in a quality replacement window, and more.



Both sashes of Window World Double-Hung Windows tilt in for easier, safer cleaning from inside your home.

This next-generation 4000 Series is precision-engineered to meet or exceed stringent ENERGY STAR® requirements, providing triple-pane energy-saving performance in a dual-pane unit. The dual-pane, double-strength insulated glass, thermally optimized frame and sash and non-conductive composite reinforcements are just part of the advanced energy engineering that puts 4000 Series Windows in a class all their own – premium window performance with everyday affordability. With Window World Windows your home will have a fresh, energy-efficient, low-maintenance solution backed by a lifetime limited warranty.*

Best-in-Class Performance Features:

- **Reinforced narrow silhouette frame and sash profiles** make a statement of style with their low-profile design. The result is a beautiful and expanded glass area. Under the surface, internal chambers increase structural integrity, rigidity and energy efficiency.
- **Composite meeting-rail reinforcement** allows for secure mounting of hardware; the non-conductive material helps reduce the transfer of energy.¹
- **End-of-throw cam shift locking** delivers increased strength and protection to the recessed lock. It also includes an "unlocked" indicator.
- The smooth and uniform **true sloped sill** quickly directs water runoff without the use of weep holes, keeping the exterior of the window clean and attractive.²
- Our **telescoping sill dam** delivers a triple payoff: protection from air and water infiltration, increased structural stability and enhanced beauty.
- When extreme wind and weather hit, our proprietary **sill interlock** stands strong. Traditional sloped sill designs can allow the sash to bow during powerful winds, but with our interlocking sash-to-sill technology, the sash is channeled firmly into the window frame for a unified wall of strength.
- Our innovative **screen bulb** seal creates a snug fit that eliminates light and insect penetration between the screen and frame. It also aids in easy screen installation and removal.³

Additional Sliding Window Features:

- Sashes glide horizontally for easy opening and closing.
- Both sashes lift out for convenient cleaning.
- Nylon-encased dual brass roller system for smooth gliding performance.

Insulated Glass Packages to Meet Your Needs.

Maximize your energy savings by choosing a high-performance SolarZone insulated glass⁴ package to meet your specific climate challenges. The lower the U-Value, the less energy you'll need to heat your home. The lower the Solar Heat Gain Coefficient (SHGC), the more you'll conserve on air conditioning.

Thermal Performance Comparison⁵

	Double-Hung		Sliding	
	U-Factor	SHGC	U-Factor	SHGC
Clear Glass	0.46	0.59	0.45	0.59
SolarZone	0.29	0.30	0.28	0.30
SolarZone IE	0.28	0.30	0.28	0.30
SolarZone Plus	0.28	0.30	0.27	0.30
SolarZone Elite	0.28	0.21	0.28	0.21
SolarZone Plus Elite	0.27	0.21	0.26	0.21
SolarZone ThermD	0.28	0.30	0.27	0.30
SolarZone ThermD IE	0.27	0.30	0.27	0.30
SolarZone ThermD Elite	0.27	0.21	0.27	0.21

*While window values are based on double-strength glass, standard 4000 Series offering with composite reinforcements. ST and SP performance values are also available.

Air/Water/Structural Results

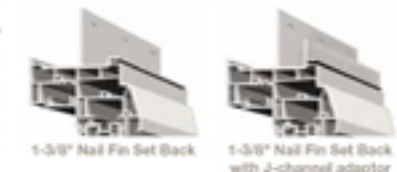
	Air cfm/ft ²	Water gal	Structural
Window World 4000 Base	.04	5.25	DP40
Window World 4000 ST	.06	7.5	DP50

Performance requirements must be tested by: Water and Structural Loads as determined through ASHRAE 62.2-2009 methods for Testing and Reporting test methods.

Clear: Double-pane clear glass unit.
SolarZone: Double-pane unit with one pane of Low-E glass, argon gas and metal alloy interstitial spacer.
SolarZone IE: Double-pane unit with one pane of Low-E glass, argon gas and metal alloy interstitial spacer, along with insulation-enhanced multi-pane.
SolarZone Plus: Double-pane unit with one pane of Low-E glass, argon gas and foam spacer.
SolarZone Elite: Double-pane unit with one pane of Low-E SHGC glass, argon gas and metal alloy interstitial spacer.
SolarZone Plus Elite: Double-pane unit with one pane of Low-E SHGC glass, argon gas and foam spacer.
SolarZone ThermD: Double-pane unit with one pane of Low-E glass, argon gas and stainless steel interstitial spacer.
SolarZone ThermD IE: Double-pane unit with one pane of Low-E SHGC glass, argon gas and stainless steel interstitial spacer.



Additional frame options are now available for enhanced appearance and installation of Window World 4000 Series Windows.



1 Double-hung base model will automatically be converted to ST glass reinforcement for all units ordered in excess of 48\"/>

PREMIER QUALITY WITH CUSTOM APPEAL

WINDOW WORLD®

6000 Series Double-Hung and Sliding Replacement Windows



WINDOW WORLD 6000 SERIES WINDOWS



From the premium mainframe and sash construction to the high-performance insulated glass, our 6000 Series achieves the highest standards of quality. Precision engineering and construction allow for year-round energy conservation, while lending classic elegance to your home – inside and out.

Weatherlight and beautifully protective, our feature-rich 6000 Series incorporates advanced design innovations for maximum strength and structural integrity. Heavy-duty fusion-welded frame and sashes, extra-thick extrusions and steel-reinforced interlocking meeting rails deliver superior durability and performance built to withstand decades of wear and tear.

Outstanding energy efficiency is achieved with integrated insulating components, including multiple extra-thick extrusion walls, Quad-4 weatherstripping at the header, triple-barrier weatherstripping between the sash and jamb, and warm-edge glass technology. From season to season, your home will have a more comfortable and balanced indoor climate with less energy usage.

Superior Beauty, Strength and Energy Efficiency.

- Premium vinyl construction won't chip, peel, crack or warp and never needs to be painted.
- Fusion-welded sashes and mainframe increase strength and rigidity with neat, tight corners.
- Multiple extra-thick extrusion walls deliver additional durability and thermal barrier protection.
- Insulated glass unit* with double-strength glass and Intercept® Warm-Edge Spacer System improves year-round energy efficiency.
- Quad-4 weatherstripping at the header shields against energy loss.
- Triple-barrier weatherstripping between the sash and jamb provides superior protection against dirt and air infiltration.
- Interlock at sash meeting rails increases strength, insulation and comfort.
- Fully extruded, double lift rails provide strength and stability for easy operation of the sashes.
- Sloped sill directs water drainage to the exterior to prevent accumulation.
- Constant force balance system ensures smooth operation of the sashes (double-hung window).
- Both sashes tilt in for safe and easy cleaning from inside your home (double-hung window).
- Hidden screen track creates a clean-line appearance.

Additional Sliding Window Features:

- Sashes glide horizontally for easy opening and closing.
- Both sashes lift out for convenient cleaning.
- Nylon-encased dual brass roller system for smooth gliding performance.

Energy-Saving Glass Technology.

Windows are roughly 80% glass, so it's important to choose the optimal glass system for your home and climate challenges. The 6000 Series thermal performance chart below can help you determine the best glass package to meet your specific needs. The lower the U-Factor, the less energy you'll need to heat your home. The lower the Solar Heat Gain Coefficient (SHGC), the more you'll conserve on air-conditioning.


	Double-Hung		Sliding	
	U-Factor	SHGC	U-Factor	SHGC
Clear Glass	0.44	0.54	0.44	0.53
SolarZone	0.29	0.28	0.29	0.28
SolarZone ThermD	0.28	0.28	0.28	0.28
SolarZone Plus	0.28	0.28	0.28	0.28
SolarZone Elite	0.28	0.20	0.29	0.19
SolarZone Plus Elite	0.27	0.20	0.28	0.19
SolarZone TQ2	0.23	0.25	0.23	0.24
SolarZone TQ2 ThermD	0.22	0.25	0.22	0.24
SolarZone TQ2 Elite	0.22	0.18	0.23	0.18

*Warm interior values are based on double-strength glass.

Clear: Double-paneled clear glass unit.
 SolarZone: Double-paneled unit with one pane of Low-E glass, argon gas and metal alloy intercept spacer.
 SolarZone ThermD: Double-paneled unit with one pane of Low-E glass, argon gas and stainless steel intercept spacer.
 SolarZone Plus: Double-paneled unit with one pane of Low-E glass, argon gas and brass spacer.
 SolarZone Elite: Double-paneled unit with one pane of Low-E SHGC glass, argon gas and metal alloy intercept spacer.
 SolarZone Plus Elite: Double-paneled unit with one pane of Low-E SHGC glass, argon gas and brass spacer.
 SolarZone TQ2: Triple-paneled unit with two panes of Low-E glass, two air spaces of argon gas and intercept spacer.
 SolarZone TQ2 ThermD: Triple-paneled unit with two panes of Low-E glass, two air spaces of argon gas and stainless steel intercept spacer.
 SolarZone TQ2 Elite: Triple-paneled unit with one pane of Low-E SHGC glass, one pane of Low-E glass, two air spaces of argon gas and intercept spacer.



WINDOW ACCENTS



Customize with Architectural Colors and Woodgrains.

Your windows can make a distinctive statement of style with our palette of rich architectural exterior colors and natural-looking woodgrain interior finishes. The high-performance exterior hues feature an innovative polyurethane coating technology with heat-reflective pigments that create a remarkably strong, weatherable and fade-resistant finish. Interior woodgrain laminates are expertly crafted for superior durability and natural appeal to convey the distinctive beauty of wood without the time-consuming maintenance.

Exterior Palette




Interior Palette




Decorative Interior Grids.

Window grids are available in classic colors to complement your décor. Standard flat grids are offered in Colonial, Diamond, Prairie and Double Prairie Patterns. Contoured Colonial grids are available in complementary colors and matching woodgrains. Two brass grid options are also available for additional design flexibility.



V-Grooved Glass.

If you're looking for a touch of elegance and distinction that won't obstruct your view, choose a v-grooved glass style. V-grooved glass is subtle and a perfect measure of timeless beauty.



² Extruded solid color.

³ White woodgrain is available with a beige base only.



North Wilkesboro, NC 28659
1-800 NEXT WINDOW | 1-800-639-8946
www.WindowWorld.com



SOLAR ZONE INSULATED GLASS PACKAGES

Window World



**Traditional
Box-Shaped Spacer**



Warm-Edge Technology

Spacers are a critical part of every window unit. They separate the panes of glass, providing the insulating glass unit within the window with structural integrity and a thermal and moisture seal that enhances the window's thermal performance. Without an effective spacer, the window's performance will be diminished and may ultimately fail.

HELP SAVE ENERGY AND THE ENVIRONMENT.

Upgrade Your Windows with Our SolarZone Insulated Glass Package.

Window World Windows are already designed for superior thermal performance. And choosing one of our SolarZone Insulated Glass Packages featuring Low-E glass, argon gas, and a warm-edge spacer system, you can help reduce your energy use even more. Window World offers many ENERGY STAR qualified glass packages that help cut consumption of the fossil fuels that pollute our environment. Ask your representative for more details.



What Makes SolarZone Insulated Glass Packages so Effective?

Since 80% of a window is glass, substantial heating and cooling savings come from improved glass performance.

- Our combination of UV-filtering Low-E glass, insulating argon gas, and a warm-edge spacer system creates significant energy efficiency. Together they can cut damaging UV energy, which can lead to the fading of carpets, curtains, and furniture by over 75%.
- The center of glass U-Value of SolarZone Insulating Glass is 50% better than standard insulating glass.
- In summer, up to a 58% reduction in solar heat gain helps reduce air conditioning costs.

The result: SolarZone Insulated Glass Packages can help you save on energy and cooling costs, while keeping your home more comfortable.

Comfortable Rooms Start with a Warm-Edge Spacer System.

A spacer, used to separate glass layers, is an essential element of whole window performance. Our warm-edge spacers are so energy-efficient that they keep the glass of the window warmer so your home feels more comfortable in the cooler months. Window World Windows offer high-performance spacers which can help your home benefit from additional energy efficiencies.

SOLARZONE INSULATED GLASS PACKAGES

Choose one of our SolarZone Insulated Glass Packages to enhance the year-round comfort of your home while maximizing energy savings.

SolarZone Insulated Glass Packages.

The optional SolarZone Insulated Glass Package combines multi-layered, vacuum deposition Low-E glass with argon gas and a warm-edge spacer system. These insulated glass packages have been proven far more effective than ordinary clear glass units. As a means to quantify window performance, the National Fenestration Rating Council (NFRC), in conjunction with the U.S. Department of Energy, has developed a rating system for window products.

One of the most critical NFRC tests is for the window's U-Value, which measures its resistance to heat transfer. The lower the U-Value, the better the window is at resisting heat flow, which results in a greater insulating value.


Another critical NFRC test measures a window's Solar Heat Gain Coefficient (SHGC). This procedure measures how well a window blocks heat caused by sunlight. Again, the lower the number, the less of the sun's solar heat the window allows into the home.

In northern climate zones, a higher SHGC is beneficial in the winter months as more energy from the sun helps heat your home, lowering energy consumption. In southern climate zones, a lower SHGC is beneficial in the summer months as it keeps the sun's energy out of your home.

A quick comparison will show that your choice of an optional SolarZone Insulated Glass Package will outperform clear or lesser Low-E glass packages, leading to increased energy savings.



Low-E glass filters long-wave radiation from the sun. This reduces heat gain in the summer, keeping your home cooler.



Low-E takes on a new duty in winter months. It lets warm solar rays into your home while blocking the heat in your home from getting out.

Optional carbonized foam liners (IE) in select mainframe and sash channels can help increase year-round thermal protection.



Window World Glass Performance Comparison¹

	4000		6000	
	U-Factor	SHGC	U-Factor	SHGC
Clear	.46	.57	.44	.54
SolarZone	.29	.30	.29	.28
SolarZone iE	.29	.30	.29	.28
SolarZone ThermD	.28	.30	.28	.28
SolarZone ThermD iE	.28	.30	.28	.28
SolarZone ThermD S3	.28	.37	-	-
SolarZone Plus	.28	.30	.28	.28
SolarZone Plus S3	.28	.37	-	-
SolarZone Elite	.29	.21	.29	.19
SolarZone ThermD Elite	.28	.21	.28	.19
SolarZone Plus Elite	.27	.21	.27	.19
SolarZone TG2	.23	.26	.23	.24
SolarZone TG2 ThermD ²	.22	.26	.22	.24
SolarZone TG2 Elite	.22	.19	.23	.18

¹Whole window values, double-strength glass.

²Whole window values, single-strength glass.

Grids, ST and HP performance values are also available.

Clear: Double-paned clear glass unit.

SolarZone: Double-paned unit with one pane of Low-E glass, argon gas and metal alloy Intercept spacer.

SolarZone iE: Double-paned unit with one pane of Low-E glass, argon gas and metal alloy Intercept spacer, along with insulation-enhanced mainframe.

SolarZone ThermD: Double-paned unit with one pane of Low-E glass, argon gas and stainless steel Intercept spacer.

SolarZone ThermD iE: Double-paned unit with one pane of Low-E glass, argon gas and stainless steel Intercept spacer, along with insulation-enhanced mainframe.

SolarZone ThermD S3: Double-paned unit with one pane of Low-E glass on surface 3, argon gas and stainless steel Intercept spacer.

SolarZone Plus: Double-paned unit with one pane of Low-E glass, argon gas and foam spacer.

SolarZone Plus S3: Double-paned unit with one pane of Low-E glass on surface 3, argon gas and foam spacer.

SolarZone Elite: Double-paned unit with one pane of Low-E SHGC glass, argon gas and metal alloy Intercept spacer.

SolarZone ThermD Elite: Double-paned unit with one pane of Low-E SHGC glass, argon gas and stainless steel Intercept spacer.

SolarZone Plus Elite: Double-paned unit with one pane of Low-E SHGC glass, argon gas and foam spacer.

SolarZone TG2: Triple-paned unit with two panes of Low-E glass, two air spaces of argon gas and metal alloy Intercept spacer.

SolarZone TG2 ThermD: Triple-paned unit with two panes of Low-E glass, two air spaces of argon gas and stainless steel Intercept spacer.

SolarZone TG2 Elite: Triple-paned unit with one pane of Low-E SHGC glass, one pane of Low-E glass, two air spaces of argon gas and metal alloy Intercept spacer.

**Window
World**

1-800-NEXTWINDOW | 1-800-639-8946
WindowWorld.com



HIGH-PERFORMANCE TRIPLE-PANE INSULATED GLASS PACKAGE

WINDOW WORLD SOLARZONE TK2

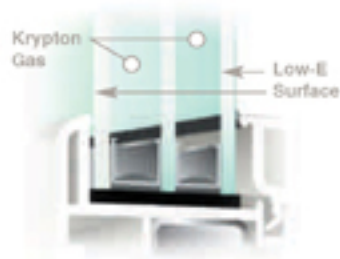


Choosing energy-efficient windows can not only put substantial savings back in your pocket by lowering energy bills, it also helps protect the planet by reducing the consumption of fossil fuels.

It's important to select a glass package that will help shield your home from absorbing outside heat in the summer and losing indoor heat in the winter. The key to achieving maximum energy savings is the Window World SolarZone TK2 triple-pane insulated glass package, our highest performing glass package option.

WINDOW WORLD SOLARZONE TK2

Best-in-Class Energy Savings with SolarZone TK2 Insulated Glass.



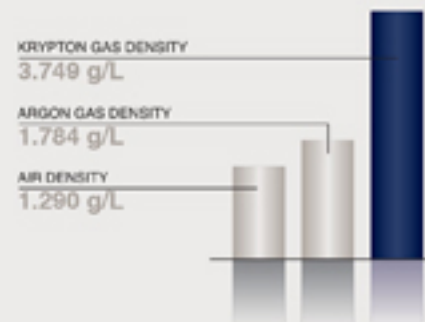
Windows are roughly 80% glass, so it's essential to choose a glass package that delivers superior protection year-round – blocking heat from escaping in the winter and keeping cool air in during the summer. High-performance insulated glass helps ensure a more balanced, comfortable climate with reduced annual fuel costs.

SolarZone TK2 insulated glass, which incorporates the most advanced insulated glass technology, is your best defense in achieving maximum energy efficiency. This triple-pane unit features the PPG Intercept® Warm-Edge Spacer System, two surfaces of low-emissivity (Low-E) glass and two airspaces filled with krypton gas.

When you compare the performance properties of SolarZone TK2 to other insulated glass options, you'll see why it's a smart choice for you and a healthy choice for the environment.

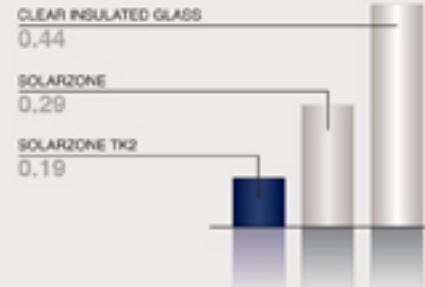
Improved Thermal Performance.

In the past, insulated glass units were filled with air or dry nitrogen. It was later discovered that denser, slower moving gasses would minimize the convection currents within the space between the panes of glass, thereby reducing conduction and the transfer of heat. These inert, colorless, odorless and safe gasses substantially improve the thermal performance of a window. As shown in this chart, using a grams-per-liter measurement, the SolarZone TK2 insulated glass unit with two chambers of krypton gas will insulate nearly 110% better than a unit filled with argon gas.




Superior U-Factor Performance in Winter.*

U-Factor (also referred to as U-Value) represents the rate of heat flow through a glazing system. The lower the U-Factor, the greater a window's resistance to heat flow, and the better its insulating value. This performance is especially critical to keeping homes energy-efficient during cold winter months. As shown in the side-by-side comparison, the SolarZone TK2 insulated glass unit built with two panes of multi-layer, low-emissivity (Low-E) glass will outperform the standard clear unit by 57%.



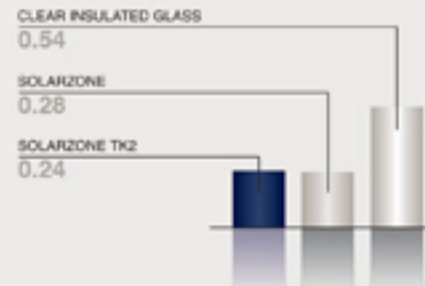
Powerful Insulating R-Value.*

R-Value represents a material's resistance to heat flow and its ability to insulate. It is the inverse of a U-Factor ($R=1/U$) and is expressed in terms of hr-sq ft-F/Btu. The higher the R-Value, the better the window's insulation performance. Typically, window R-Values range from 0.9 to 3.0. As shown in this chart, a Window World 6000 Window with the SolarZone TK2 insulated glass package is nearly 132% more energy-efficient than a clear insulated glass unit.



Protective Solar Heat Gain Performance.*

Solar Heat Gain Coefficient (SHGC) measures how well a window blocks heat from the sun. SHGC is expressed as a number between 0 and 1 – the lower the SHGC, the better the window prevents unwanted heat from penetrating your home. This protection is particularly important during the summer and in climates that rely heavily on air-conditioning. As shown in the comparison chart, the SolarZone TK2 glass unit outperforms the standard clear insulated unit by 56%.



*Performance based on whole window values of a Window World 6000 Double-Hung Window.



North Wilkesboro, NC 28659
1-800 NEXT WINDOW | 1-800-639-8946
www.WindowWorld.com



EXQUISITE STYLE, IMPECCABLE CRAFTSMANSHIP

WINDOW WORLD®

Bay, Bow and Garden Windows



A beautifully crafted Bay, Bow or Garden Window captures your attention from the first glance. The charming character and versatile design possibilities lend custom appeal to any home – both inside and out.

Expert craftsmanship coupled with artistic detail makes our Bay, Bow and Garden Windows an excellent choice. The expanded glass area and added interior dimension create an airy ambiance, subtly transforming your home with the perfect touch of everyday luxury and ease.

WINDOW WORLD BAY, BOW AND GARDEN WINDOWS



Extruded vinyl frames and sashes will never chip, peel, crack or warp.



1-1/4" furniture-grade veneer.



Optional 3" pre-insulated seatboard.



Head and seatboard in oak or birch veneer.



Adjustable turn-buckle cable hanging system.

Bay and Bow Windows.

Visual elegance combined with high-performance technology is at the heart of our Bay and Bow Windows. The captivating curve and depth of the window design serves beautifully as a stylish focal point or cozy reading nook, while heavy-duty components ensure superior structural integrity and strength.

- Premium vinyl color ensures long-lasting beauty – won't chip, peel, crack or warp and never needs to be painted.
- Insulated glass unit¹ increases energy efficiency year-round.
- Multi-chambered design provides insulation for added thermal protection against energy loss.
- Head, seatboard and jamb construction are standard in 1-1/4" furniture-grade veneer.
- Optional 3" pre-insulated seatboard offers increased warmth and energy efficiency.
- Head and seatboard are finished in oak or birch veneers and ready for painting or staining.^{**}
- Heavy-duty, adjustable turnbuckle cable hanging system prevents possible sagging or bowing; no external braces are needed.

Garden Windows.

You'll enjoy the simple pleasure of indoor gardening with a lovely Garden Window. Equipped with fully-screened casement sidelites for convenient ventilation, this expertly crafted window inspires creativity and practicality, whether you're growing your favorite flowers or an array of fresh herbs.

- Ample 17" seatboard depth.
- Heavy-duty fusion-welded sash and mainframe ensure superior durability and strength.
- Premium vinyl color ensures long-lasting beauty – won't chip, peel, crack or warp and never needs to be painted.
- Clear 1" thick glass unit provides added energy efficiency.
- Sloped top insulating unit is tempered for improved integrity and durability.
- Adjustable 1/2" thick glass shelf with polished edges is standard in all Garden Windows.
- Available in White and Beige or with a White exterior and Light Oak interior.^{**}


Exterior Colors.



Interior Colors.



Interior Grids.



Avonite Seatboard Options.



¹Extruded solid color.

²White woodgrain is available with a beige base only.



North Wilkesboro, NC 28659
1-800 NEXT WINDOW | 1-800-639-8946
www.WindowWorld.com



©2017 Window World, Inc. ¹Insulated glass (IG) units that require capillary tubes may experience some argon gas depletion. ²It is imperative that your new bay or bow window is sealed and finished properly within 30 days after installation. Failure to properly finish and seal all of the wood components may cause the wood to fade, swell, warp or develop other defects that would not be covered under your normal product warranty. ^{**}See printed warranty for complete details. For a copy of the written product warranty, please write to: AMI Window Warranty Department, PO Box 2010, Akron, OH 44309. ^{***}The hardware and screen are color-matched to the interior frame color. With a light oak interior, the hardware and screen are white. ENERGY STAR name and symbol are registered U.S. marks and are owned by the U.S. government. Specifications are subject to change without notice. Colors are reproduced by lithographic process and may vary slightly from colors of actual product. 7/17 75M/S1 WW-008.1

QUALITY CRAFTED FOR ENDURING BEAUTY

WINDOW WORLD®

Casement and Awning Windows



Smart and stylish, Window World Casement and Awning Windows combine classic good looks with superior functionality and energy savings.

No need to choose between performance and appearance when it comes to our casement and awning windows. From the day they are installed, you'll enjoy their clean-line design and impeccable quality as well as their weathertight fit and easy operation.

WINDOW WORLD CASEMENT AND AWNING WINDOWS



Sturdy stainless steel hinge system ensures years of smooth opening and closing.



Awning Windows feature a dual-point locking system on each side of the window.

Quality Starts With the Design.

Casement and Awning Windows offer the best of both worlds: high-performance window technology merged with the beauty and charm of time-honored craftsmanship.

- Fusion-welded sash and mainframe with extra-thick extrusions increase strength and structural integrity.
- Multi-chambered sash and mainframe for increased insulating performance.
- Premium vinyl color ensures long-lasting beauty – won't chip, peel, crack or warp and never needs to be painted.
- Insulated glass unit¹ with Intercept® Warm-Edge Spacer System provides year-round energy efficiency.
- Beveled exterior sash design enhances visual appeal.
- ENERGY STAR® qualified SolarZone insulated glass package options.
- Backed by a Lifetime Limited Warranty.*

Casement Windows.

Envision the iconic style of our Casement Windows in your home and you'll see why they are a longtime favorite, offering a transitional feel to homes for years of enjoyment.

- Sleek crank handle heightens aesthetic appeal and provides smooth operation.
- Low-profile design and beveled exterior sash create the appearance of a larger glass area.
- Step-down frame with double compression inner bulb seal shields against inclement weather.
- Stainless steel hinge system provides multi-directional ventilation and allows convenient sash cleaning.
- Multi-point locking system provides a tight seal.
- Multiple lite configurations are available in a single mainframe.

Awning Windows.

Opening up and out, Awning Windows are a versatile design component as well as an easy way to add ventilation to any room.

- Combine Awning Windows with fixed lites to create a larger window group.
- Beveled exterior sash creates a slimline design and the appearance of a larger glass area.
- Performance-engineered hinge system provides easy operation from inside the home.
- Dual-point locking system ensures a tight seal and enhanced thermal performance.
- Multiple lite configurations are available in a single mainframe.

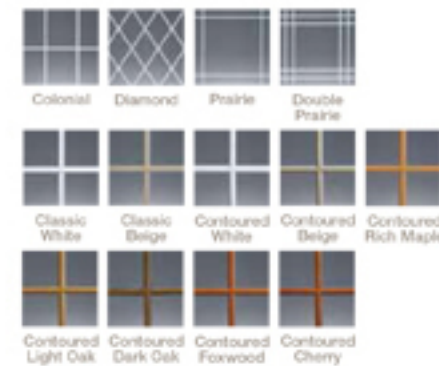
Exterior Colors.




Interior Colors.



Interior Grids.



Cut Glass.



¹Extruded solid color.

²White woodgrain is available with a beige base only.



North Wilkesboro, NC 28659
1-800 NEXT WINDOW | 1-800-639-8946
www.WindowWorld.com



Window World

WINDOW WORLD WINDOW COLOR COLLECTION

Transform the appearance of your home both inside and out with visually exciting colors and warm spices of wood.

Window World Windows are available in a variety of rich hues and natural-looking wood finishes that are remarkably strong and fade-resistant. Homeowners can achieve the appealing beauty of custom-crafted wood windows, without the time-consuming maintenance, with our architecturally coordinated exterior window colors in high-performance finishes.

Interior Palette¹



Exterior Palette¹



1-800 NEXTWINDOW | WindowWorld.com




OBSCURE GLASS OPTIONS


Obscure glass styles offer privacy for bathrooms and other areas of your home without blocking the natural light.




Clear Glass



Rain Glass



Glue Chip Glass



Obscure Glass

Obscure Glass.

Obscure glass allows abundant light to enter the room preserving your privacy. Obscured patterns are excellent textured glass options for bathroom windows, sidelights and entry doors, or for windows practically anywhere in your home without the need for window coverings. Available for many of our window models and styles, you can rest assured that your windows will have the same high-performance, low-maintenance quality you expect from Window World.



North Wilkesboro, NC 28659
1-800 NEXT WINDOW | 1-800-639-8946
www.WindowWorld.com



THE LEAD-SAFE CERTIFIED GUIDE TO RENOVATE RIGHT

WARNING
DO NOT WORK IN THIS AREA
LEAD POISONING IS A SERIOUS
Hazard
NO SMOKING OR EATING

CAUTION CAUTION CAUTION CAUTION



Important lead hazard information for families, child care providers and schools.



COMPARISON WORKSHEET

Window World

	Features	Window World		Company X		Company Y	
		Yes	No	Yes	No	Yes	No
Company	Earned Good Housekeeping Seal	✓					
	America's Largest Home Remodeling Company	✓					
	Complete Exterior Solution (Siding, Entry, Patio and Garage Doors)	✓					
	Locally Owned and Operated	✓					
	Over 1,000,000 Satisfied Customers	✓					
Warranties	Window World Cares®	✓					
	All-Inclusive Lifetime Limited Warranty*	✓					
	Lifetime Glass Breakage Warranty*	✓					
Windows	Each Window Custom Made in the USA	✓					
	Professional Installation	✓					
	Double-Strength Insulated Glass with Warm-Edge Spacer	✓					
	Stainless Steel Constant Force Coil Balance	✓					
	Double Ventilation Locks	✓					
	Full-Length Extruded Lift Rail	✓					
	Reinforced, Tilt-in Sashes	✓					
	Multi-Fin Mylar Weatherstripping	✓					
	Fusion Welded Sash and Frame	✓					
	True Sloped Sill	✓					
	Extruded Aluminum Screen Frame	✓					
	ENERGY STAR® Qualified Windows**	✓					
	Meet AAMA, NFRC, and ASTM Standards	✓					
	Vast Interior/Exterior Color and Woodgrain Options	✓					
	Guaranteed Low Price	✓					

*See Printed Warranties for Details

**With Appropriate Options for ENERGY STAR Zone

REFERRAL SHEET

Referral

Window World

Dear Customer:

On behalf of Window World, thank you for allowing us to be a part of your home improvement project. In an effort to continually improve the services we provide our customers, we ask that you please fill out this survey.

Again, thank you for choosing Window World.

1. How did you hear about Window World?

TV/Radio Newspaper Yellow Pages Home Show

Other (please specify) _____

2. How many estimates did you obtain? _____

3. Was our salesman courteous, informative and generally helpful? _____

4. Was our installer courteous, cooperative and satisfactory in his workmanship? _____

5. How would you rate your experience with Window World? (1 = poor, 5 = excellent)

1 2 3 4 5

6. Would you recommend Window World to your family or friends? _____

7. May we use you as a reference? _____

8. As a thank you Window World rewards you \$50.00 for any referral that results in a sale. (eight windows, minimum). Is there anyone you know interested in windows that you could refer to us? If so, please call us with the name so that you will get credit for the referral, or fill out the form on the reverse side.

9. We would appreciate any additional comments about your Window World experience.




We appreciate your business . . . and to prove it, we'd like to offer you the opportunity to receive a \$50 check absolutely free! Just fill out the customer referral information below. If your referral becomes a Window World customer, you'll receive a \$50 check upon the completion of the job!*

*Minimum purchase of 8 windows required.

\$50 customer referral coupon

Pay to the Order of Another Satisfied Window World Customer

Thank You! We appreciate your business and customer referral. 

Referral Name _____

Address _____

Phone _____

Your Name _____